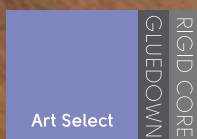


Karndean
COMMERCIAL



Art Select **Wood**

Art Select **Wood**



The Art Select collection elevates LVT design to an artform, combining hands-on craftsmanship and cutting-edge manufacturing technology to replicate hardwood in striking detail. The complete Art Select collection includes more than 45 wood- and stone-inspired designs in a broad spectrum of tones – all with a top-of-the-line 30 mil wear layer, and all available in gluedown and rigid core for installation.

Sophisticated design to commercial-grade durability, Art Select offers unparalleled style and performance.

Design Inspiration

The woods that inspire our designs are sourced from around the world – a Boston lumberyard, European forests and beyond. In the skilled hands of our design team, the natural characteristics of the timber are replicated and enhanced in exacting detail.


Every design is a Karndean original, each with a story as unique as the wood that inspired it.



Holm Oak

Basque Oak & Serrano Oak

These designs were inspired by wood from a centuries-old holm oak in Spain. Typically found within stone-walled enclosures for farm animals that feed on the acorns, the holm oak is not commonly used as a source for timber – our design team was fortunate to procure the wood as part of a woodland management program. Light scraping and brushing were used to enhance the character of these designs.



Artisan Oak

Dove Artisan Oak, Pale Artisan Oak & Grey Artisan Oak

Our three Artisan Oak designs were inspired by European oak, each showcasing signature Karndean artistry and craftsmanship. Working with timber highlighted by strong crown formations, we used a liming treatment to highlight the varied grains and markings while giving the wood a bleached appearance. A hand-etched emboss and deep bevel further accentuate the realistic appearance.



Hickory

Belmont Hickory

The wood that inspired our Belmont Hickory design was discovered in a Boston lumberyard. A strong crown pattern and pale, whitewashed undertone give the design character, and the 48" x 4.5" "strip wood" planks represent a more narrow size not often found in LVT.



Kent Ash

Castle Hill Ash, Canterbury Ash, Fieldstone Ash & Golden Ash

Part of the olive family, ash is an ancient species that, as a felled hardwood, has traditionally been used to make tool handles and chair frames. The source timber for our four Kent Ash designs – named for Kent Downs, a designated Area Of Outstanding Natural Beauty in the United Kingdom – provided strong tonal contrast well suited to the 48" x 4.5" "strip wood" planks.



French Oak

Dune Oak

Featuring beautiful tonal variation, French oak has long been used as hardwood flooring. Using that source material as inspiration, our Dune Oak design blends light blond streaks and deeper brown hues. Our designers used a smoking process to enhance the smooth grain variation, which was then further accentuated with a translucent oil finish.




European Oak

Canvas Oak, Damask Oak, Merino Oak, Tweed Oak, Cotton Oak & Salon Oak

Offering a range of color tones, these six designs are based on "natural-grade" European oak. While natural-grade wood is mostly uniform in appearance, natural imperfections such as knots and color variation are present. We lightly scraped and oiled the boards to reveal grain detail and other characteristics.

Art Select **Wood**




Hickory Paprika
Gluedown **EW01** | Rigid Core **AKP-EW01**

Gluedown: 36" x 6" | Rigid Core: 36" x 5.91"



Hickory Peppercorn
Gluedown **EW02** | Rigid Core **AKP-EW02**

Gluedown: 36" x 6" | Rigid Core: 36" x 5.91"



Hickory Nutmeg
Gluedown **EW03** | Rigid Core **AKP-EW03**

Gluedown: 36" x 6" | Rigid Core: 36" x 5.91"



Classic Hickory
Gluedown **EW13** | Rigid Core **AKP-EW13**

Gluedown: 56" x 9" | Rigid Core: 55.91" x 8.86"



Reclaimed Chestnut
Gluedown **EW21** | Rigid Core **AKP-EW21**

Gluedown: 56" x 9" | Rigid Core: 55.91" x 8.86"



Spring Oak
Gluedown **RL01** | Rigid Core **AKP-RL01**

Gluedown: 48" x 7" | Rigid Core: 48.03" x 7.05"



Autumn Oak
Gluedown **RL03** | Rigid Core **AKP-RL03**

Gluedown: 48" x 7" | Rigid Core: 48.03" x 7.05"



Santina Cherry
Gluedown **RL07** | Rigid Core **AKP-RL07**

Gluedown: 48" x 7" | Rigid Core: 48.03" x 7.05"



Salon Oak
Gluedown **RL13** | Rigid Core **AKP-RL13**

Gluedown: 48" x 7" | Rigid Core: 48.03" x 7.05"

Also available in 28" x 4.5" Accent Planks: Gluedown SM-RL13 | Rigid Core AKP-SM-RL13



Glacier Oak
Gluedown **RL21** | Rigid Core **AKP-RL21**

Gluedown: 56" x 9" | Rigid Core: 55.91" x 8.86"

Also available in 28" x 4.5" Accent Planks: Gluedown SM-RL21-28 | Rigid Core AKP-SM-RL21-28



Dune Oak
Gluedown **RL24** | Rigid Core **AKP-RL24**

Gluedown: 56" x 9" | Rigid Core: 55.91" x 8.86"



Basque Oak
Gluedown **RL26** | Rigid Core **AKP-RL26**

Gluedown: 56" x 9" | Rigid Core: 55.91" x 8.86"

Also available in 28" x 4.5" Accent Planks: Gluedown SM-RL26 | Rigid Core AKP-SM-RL26



Serrano Oak
Gluedown **RL28** | Rigid Core **AKP-RL28**

Gluedown: 56" x 9" | Rigid Core: 55.91" x 8.86"

Also available in 28" x 4.5" Accent Planks: Gluedown SM-RL28 | Rigid Core AKP-SM-RL28



Dove Artisan Oak
Gluedown **RL30** | Rigid Core **AKP-RL30**

Gluedown: 56" x 9" | Rigid Core: 55.91" x 8.86"



Pale Artisan Oak
Gluedown **RL32** | Rigid Core **AKP-RL32**

Gluedown: 56" x 9" | Rigid Core: 55.91" x 8.86"



Grey Artisan Oak
Gluedown **RL33** | Rigid Core **AKP-RL33**

Gluedown: 56" x 9" | Rigid Core: 55.91" x 8.86"



Canvas Oak
Gluedown **RL34** | Rigid Core **AKP-RL34**

Gluedown: 48" x 7" | Rigid Core: 48.03" x 7.05"



Damask Oak
Gluedown **RL35** | Rigid Core **AKP-RL35**

Gluedown: 48" x 7" | Rigid Core: 48.03" x 7.05"



Merino Oak
Gluedown **RL36** | Rigid Core **AKP-RL36**

Gluedown: 48" x 7" | Rigid Core: 48.03" x 7.05"



Tweed Oak
Gluedown **RL37** | Rigid Core **AKP-RL37**

Gluedown: 48" x 7" | Rigid Core: 48.03" x 7.05"



Cotton Oak
Gluedown **RL38** | Rigid Core **AKP-RL38**

Gluedown: 48" x 7" | Rigid Core: 48.03" x 7.05"



Castle Hill Ash
Gluedown **RL39** | Rigid Core **AKP-RL39**

Gluedown: 48" x 4.5" | Rigid Core: 48" x 4.25"



Canterbury Ash
Gluedown **RL41** | Rigid Core **AKP-RL41**

Gluedown: 48" x 4.5" | Rigid Core: 48" x 4.25"



Fieldstone Ash
Gluedown **RL43** | Rigid Core **AKP-RL43**

Gluedown: 48" x 4.5" | Rigid Core: 48" x 4.25"



Golden Kent Ash
Gluedown **RL44** | Rigid Core **AKP-RL44**

Gluedown: 48" x 4.5" | Rigid Core: 48" x 4.25"



Belmont Hickory
Gluedown **RL45** | Rigid Core **AKP-RL45**

Gluedown: 48" x 4.5" | Rigid Core: 48" x 4.25"




Natural Oak
Gluedown **RL48** | Rigid Core **AKP-RL48**

Gluedown: 48" x 4.5" | Rigid Core: 48" x 4.25"



Canadian Maple
Gluedown **RL49** | Rigid Core **AKP-RL49**

Gluedown: 48" x 4.5" | Rigid Core: 48" x 4.25"




Blended Oak
Gluedown **RL50** | Rigid Core **AKP-RL50**

Gluedown: 48" x 4.5" | Rigid Core: 48" x 4.25"



Lorenzo Warm Oak
Gluedown **RL51** | Rigid Core **AKP-RL51**

Gluedown: 48" x 4.5" | Rigid Core: 48" x 4.25"



Karndean COMMERCIAL

Technical Specification

	Standard	Gluedown Result	Rigid Core Result
Thickness		3.0 mm	7.0 mm
Size		See separate table	See separate table
Locking system*			5G® Fold Down installation**
Wear layer***		30 mil (0.7 mm)	30 mil (0.7 mm)
Box quantity		See separate table	See separate table
Surface treatment	ASTM F410	K-Guard+® PU coating	K-Guard+® PU coating
Warranty****	Commercial	20 years	20 years
Classification	ASTM F1700 ASTM F3261	Class III Type B	Pass: Resilient flooring with Rigid Polymeric Core
Beveled edge		Standard	Micro
Reaction to fire	ASTM E648-06	Class I	Class I
Smoke density	ASTM E662-06	Pass (<450)	
Flammability test	ASTM D2859	Pass	Pass
Slip resistance*****	ASTM D2047	Pass (Dry > 0.80)	Pass (Dry > 0.80)
Staining resistance	ASTM F925	Pass	Pass
Heat fastness	ASTM F1514		Pass
Light fastness	ASTM F1515	Pass	Pass
Electrostatic propensity	AATCC 134-1996		1.7 kV
Thickness swell	NALFA 3.2		Pass (Class 4)
Abrasion resistance	ASTM D4060	Pass (>50,000 cycles)	Pass (>50,000 cycles)
Dimensional stability	ASTM F2199 ISO 23999	Pass	Pass (-0.005% Avg)
Acoustic impact noise reduction	ASTM E2179 ASTM E492	ΔIIC = 9 dB IIC = 46 dB (6" slab w/drop ceiling) IIC = 71 dB (6" slab w/drop ceiling + QuietChoice) For settings that require additional noise reduction, contact your Karndean representative for our portfolio of acoustic solutions.	ΔIIC = 25 dB IIC = 68 dB (6" slab w/drop ceiling) IIC = 72 dB (6" slab w/drop ceiling + QuietChoice)
Indentation-residual	ASTM F 1914		Pass
Environmental	FloorScore® SCS-EC10.3-2014 v4.0 ISO 14001 / ISO 9001 Environmental Product Declaration NSF/ANSI 332 ASSURE CERTIFIED™	Indoor air quality certified; Compliant low emitting VOC emissions Manufactured to quality and environment management systems standards Product Specific Type III EPD (Products w/ external third-party verification) Sustainability Assessment for Resilient Floor Coverings; Conformant product	Product Specific Type III EPD (Products w/ external third-party verification) Conformance with Rigid Core Flooring Standard SCS-0011 V1-0
Static load	ASTM F970	1,800 psi	Pass 400 psi at 0.005"
Flexibility	ASTM F137	Pass	
Adhesive		DrySet K-Spray® Karndean Epoxy K99 HM	None required; please install according to our installation instructions.
Recycling		Suitable	Suitable
Phthalate free	CPSC-C1001-09.3 CPSC-C1001-09.4	Yes	Yes

Gluedown	
Size (inch)	Box quantity
56 x 9	35 ft² 10 Planks
48 x 7	35 ft² 15 Planks
48 x 4.5	36 ft² 24 Planks
36 x 6	36 ft² 24 Planks
28 x 4.5	35 ft² 40 Planks

Rigid Core	
Size (inch)	Box quantity
55.91 x 8.86	27.51 ft² 8 Planks
48.03 x 7.05	23.51 ft² 10 Planks
48 x 4.25	25.50 ft² 18 Planks
36 x 5.91	23.62 ft² 16 Planks
28 x 4.25	24.79 ft² 30 Planks



* 5G® is a patented technology invented by Välinge Innovation AB. The 5G® word mark and logo are registered trademarks owned by Välinge Innovation AB and any use of such marks is under license.

** 5G® along short edge; 2G™ long edge

*** Nominal

**** Subject to terms. Please see our website.

***** Slip resistance is measured on freestanding ex-factory product. Slip resistance can be affected by many factors, including but not limited to product installation and underlayment, surface contamination, use, wear and how the product is maintained. Textural variation along the surface of the product can affect nominal values.



www.karndeancommercial.com

240106 V3 | Cover image: Lorenzo Warm Oak RL51 | AKP-RL51

Karndean Designflooring

1100 Pontiac Court Export, PA 15632

Phone: 888-266-4343 | Email: info@karndean.com