

# KNIGHT TILE

Our Knight Tile collection offers greater design flexibility with the multifformat offering. Featuring a 0.3mm wear layer, the versatile collection of authentic looking planks and tiles in both standard, slim and herringbone plank sizes is perfectly suited for lower commercial footfall spaces and the housebuild sector.

# IT'S A NEW DAY

AND WE'RE COMMITTED TO  
CREATING A BETTER TOMORROW.

Karndean Evolve® is not only about the planet, but it's about the people too. Six focus areas drive us forward.

01

Confronting  
climate change

02

Health and  
wellbeing

03

Sustainable use  
of resources

04

Diversity and  
inclusion

05

Supply chain  
transparency

06

Education



#### Guaranteed quality

Our factories are ISO 9001 certified



#### Environmental responsibility

ISO 14001 certified for sustainable practices



#### Transparency

Third-party verified, product  
and region specific EPDs



#### Recycled material

Up to 50% recycled material  
in the backing layers



#### Long lasting, lower impact

Durable, high quality flooring reduces  
the need for replacement



#### Low VOCs

Eurofins Indoor Air Comfort (Gold) certified



Scan to find  
our EPDs or visit  
[karndean.com/eco](https://karndean.com/eco)



# MULTIFORMAT

Be led by design with our Knight Tile multiformat products

Discover our multiformat designs now available in both a gluedown and a rigid core format. With the integration of rigid core technology into a selection of designs, specifiers and designers now have the flexibility to use the same colour but with a choice of format that's suitable for the environment.

### Why gluedown?



Use our cutting service to create a bespoke look.



No expansion gap required.



Available in a wide range of designs, colours, textures and sizes.

### Why rigid core?



Quick and easy to install.



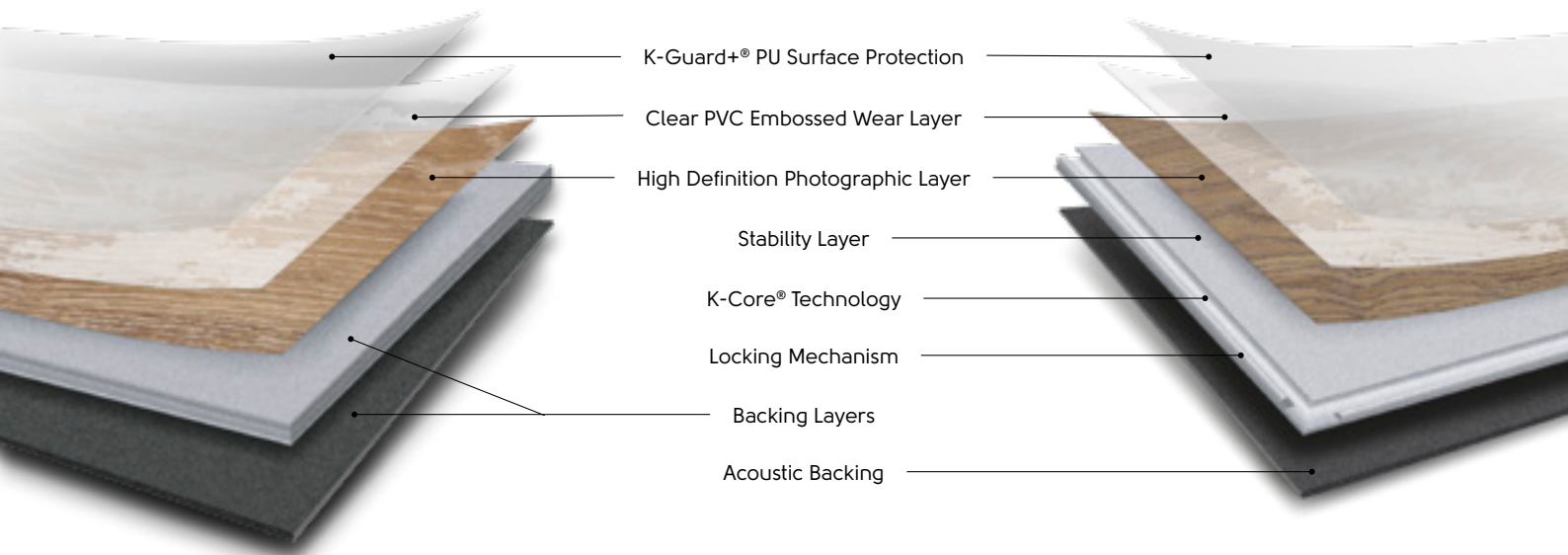
Reduces noise transfer to rooms below by 19dB.



Suitable for subfloors that are <95% RH, helping reduce moisture.



Hides subfloor imperfections.



**Gluedown:** 915mm x 152mm | \*457mm x 76mm



**Rigid core:** 914mm x 150mm



Washed Scandi Pine  
**KP132**



Grey Limed Oak  
**KP138** | **SM-KP138\*** | **SCB-KP138-6**



White Painted Oak  
**KP105**



Coastline Oak  
**KP147**



Nordic Limed Oak  
**KP153**




Rose Washed Oak  
**KP95** | **SM-KP95\*** | **SCB-KP95-6**



Norfolk Acacia  
**KP159**



Lime Washed Oak  
**KP99** | **SM-KP99\*** | **SCB-KP99-6**




Dutch Limed Oak  
**KP154** | **SM-KP154\*** | **SCB-KP154-6**



Washed Character Oak  
**KP144** | **SM-KP144\*** | **SCB-KP144-6**





Wells Acacia  
**KP160** | **SM-KP160\*\***




Light Worn Oak  
**KP104**





 **Gluedown:** 915mm x 152mm | \*457mm x 76mm

 **Rigid core:** 914mm x 150mm



Natural Studio Oak  
**KP151** 



Duxbury Acacia  
**KP161**  | **SM-KP161\*** 



Natural Character Oak  
**KP145** 




Russet Character Oak  
**KP163** 




Pale Limed Oak  
**KP94**  | **SM-KP94\***  | **SCB-KP94-6** 




Mid Worn Oak  
**KP103** 






Traditional Character Oak  
**KP146**  | **SM-KP146\***  | **SCB-KP146-6** 




Aged Oak  
**KP98** 




Honey Limed Oak  
**KP155**  | **SM-KP155\*** 






Nutmeg Limed Oak  
**KP164**  | **SM-KP164\*** 




Classic Limed Oak  
**KP97** 




Cocoa Limed Oak  
**KP165**  | **SM-KP165\*** 

 **Gluedown:** 915mm x 152mm | \*457mm x 76mm


 **Rigid core:** 914mm x 150mm




Mid Limed Oak  
**KP96** 




Grey Studio Oak  
**KP152** 



Quayside Oak  
**KP148** 



 **Gluedown:** 1219mm x 229mm

 **Rigid core:** 1220mm x 225mm





Rose Washed Oak **CH-KP95**  | **SCB-CH-KP95** 



Lime Washed Oak **CH-KP99**  | **SCB-CH-KP99** 



Grey Washed Oak **CH-KP156**  | **SCB-CH-KP156** 



 **Gluedown:** 305mm x 457mm

 **Rigid core:** 305mm x 457mm



Frosted Marble **ST26**  | **SCB-ST26-18** 





Honed Oyster Slate **ST17** 




River Marble **ST31** 




Dove Grey Concrete **ST21**  | **SCB-ST21-18** 




Honed Oyster Slate **ST17**

 **Gluedown:** 305mm x 457mm

 **Rigid core:** 305mm x 457mm



Ivory Riven Slate **ST18**  | **SCB-ST18-18** 



Natural Limestone **ST33** 



Natural Stone **ST29** 



Bath Stone **ST12** 





Lunar Limestone **ST32** 




Portland Stone **ST13** 





Honed Pebble Slate **ST20**  | **SCB-ST20-18** 



Smoked Concrete **ST22** 




 **Gluedown:** 305mm x 457mm


 **Rigid core:** 305mm x 457mm



Grey Riven Slate **ST16**  | **SCB-ST16-18** 



Cumbrian Stone **ST14**  | **SCB-ST14-18** 



Black Riven Slate **ST15** 



River Marble **ST31**

# TECHNICAL SPECIFICATION

	Standard	Gluedown result	Rigid core result
Size	EN ISO 24342	1219.2 mm x 228.6 mm (48" x 9")	1220.0 mm x 225.0 mm (48" x 9")
		914.4 mm x 152.4 mm (36" x 6")	914.4 mm x 150.0 mm (36" x 6")
		457.2 mm x 76.2 mm (18" x 3")	304.8 mm x 457.2 mm (12" x 18")
		304.8 mm x 457.2 mm (12" x 18")	
Thickness	EN ISO 24346	2.0 mm	4.5 mm
Locking system <sup>1</sup>		–	2G™ angling installation system
Wear layer	EN ISO 24340	0.3 mm	0.3 mm
Surface treatment		K-Guard+® PU coating	K-Guard+® PU coating
Warranty <sup>2</sup>	Commercial Residential	10 years Lifetime warranty	10 years Lifetime warranty
Bevelled edge		No	No
Mass per unit area	EN ISO 23997	3605 g/m²	7600 g/m²
Standards	EN ISO 10582 EN 16511	Pass –	– Pass (Multilayer modular floorcovering panels)
Classification	EN 685 / EN ISO 10874: Commercial Domestic	31: Commercial moderate 23: Domestic heavy	31: Commercial moderate 23: Domestic heavy
Reaction to fire	EN 13501-1	B <sub>fl</sub> -s1	B <sub>fl</sub> -s1
Staining resistance	EN ISO 26987 EN 438-2	Excellent –	– Pass (Grade 5)
Light fastness	EN ISO 105-B02	Pass (≥6)	Pass (≥6)
Abrasion resistance	EN ISO 10582 EN 13329 Annex E	Type 1 –	– Pass (> 1200 cycles)
Flexibility	EN ISO 24344	Pass	–
Dimensional stability	EN ISO 23999 BS EN ISO 23999	Pass (≤ 0.25%) –	– Pass (≤ 0.25%)
Acoustic impact noise reduction	EN ISO 717-2 / EN ISO 140-8 EN ISO 10140-1:2016	ΔL <sub>w</sub> = 1 dB –	– ΔL <sub>w</sub> = 19 dB
Indentation - residual	EN ISO 24343-1	Pass (≤0.1 mm)	Pass (≤0.1 mm)
Impact resistance	EN 13329 Annex F	–	Pass (>1800 mm)
Castor chair continuous use	EN ISO 4918 ISO 4918/ EN 425	Pass –	– Pass (25,000 cycles)
Thermal resistance	ISO 8302	0.0084 m²K/W Suitable for underfloor heating. Max 27°C	0.0184 m²K/W Suitable for underfloor heating. Max 27°C
Slip resistance <sup>3</sup>	EN 13893 EN 16165 Annex B/DIN 51130	DS R10	DS R10
Recycling		Suitable	Suitable
Phthalate free		Yes	Yes

<sup>1</sup> 2G™ is a patented technology invented by Välinge Innovation AB. The 2G™ word mark and logo are registered trademarks owned by Välinge Innovation AB and any use of such marks is under license.

<sup>2</sup> Subject to terms. Please see our website.

<sup>3</sup> Slip resistance is measured on freestanding ex-factory product. Slip resistance can be affected by many factors, including but not limited to; product installation and underlayment, surface contamination, use, wear and how the product is maintained. Textural variation along the surface of the product can affect nominal values.

## Colour and Pattern Reproduction

We are careful to make sure our brochures are accurate and printed to very high standards, but photography and printing cannot always create a perfect representation of our products. For this reason we strongly recommend that you look at a sample of any product you are considering before placing your order.

All of our products are inspired by things we have seen in the natural world. Just as variation in colour and detail is part of the unique beauty of natural materials, it is also a feature of many of our designs. This means that with some of our products you will see natural variation when your floor is laid. If in doubt, ask your business manager to show you a larger sample of the product.

















UK  
CA

21

BS EN 14041: 2004 (DOP 2021/UKCA/RU/01)

Approved body 0321  
Floor coverings (Internal)

ISO 10874 Class 23/31  
Manufactured to ISO 10582



UK  
CA

21

BS EN 14041: 2004 (DOP 2021/UKCA/RU/01)

Approved body 0321  
Floor coverings (Internal)

ISO 10874 Class 23/31  
Manufactured to EN 16511





Scan for full technical data

Uniclass 2015  
Pr\_35\_57\_71\_68

C1/S1B

(43)

T



Gluedown 2.0mm | 0.3mm  
Rigid core 4.5mm | 0.3mm

# Karndean



[karndeancommercial.com](https://www.karndeancommercial.com)

Karndean Designflooring, Crab Apple Way,  
Vale Park, Evesham, Worcestershire, WR11 1GP



**Karndean Designflooring - Commercial**  
**Call:** 0044 (0)1386 820100  
**Email:** [commercial@karndean.co.uk](mailto:commercial@karndean.co.uk)  
**For ROI call:** 01 6569887

KD8804UK | COMKTPRES3